



OFFICE OF THE  
**SENIORS** ADVOCATE  
BRITISH COLUMBIA

# Current Issues for B.C. Seniors

Isobel Mackenzie, BC Seniors Advocate

March 23, 2023





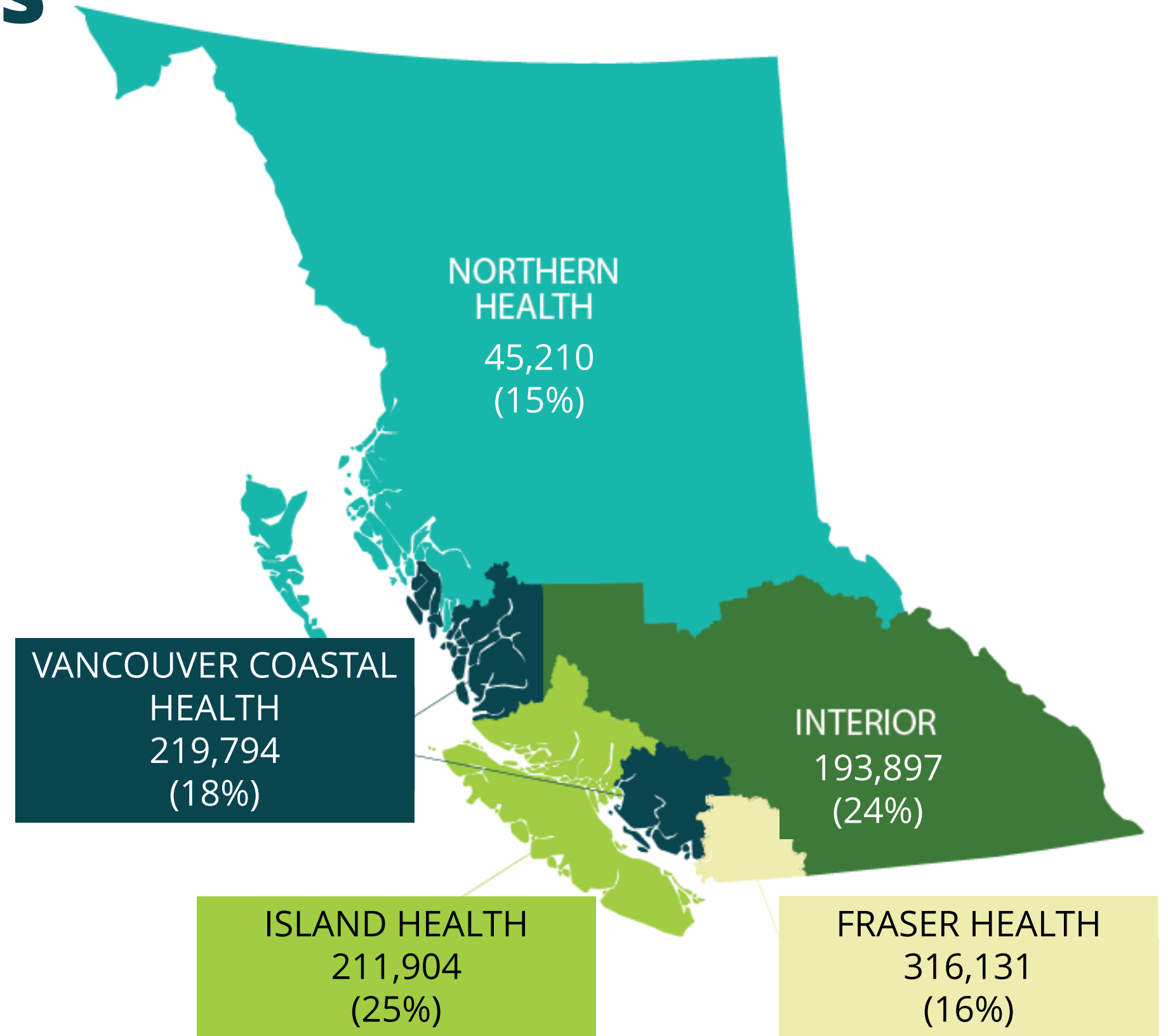
# Snapshot of B.C. Seniors

2022

1,016,365  
seniors in B.C.

20% of the population

5,000,880  
total population



OFFICE OF THE  
**SENIORS** ADVOCATE

# Snapshot of B.C. Seniors



**95%** aged 65+ live independently

- **77% at 85+**



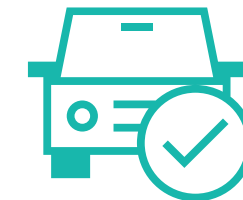
**24%** aged 65+ live alone

- **39% at 85+**



**9%** aged 85+ live in assisted living

**13%** aged 85+ live in long-term care



**88%** have driver's license at age 65

- **58%** at age 85
- **40%** at 85+



**80%** aged 65+ are homeowners



**6%** aged 65+ diagnosed with dementia

- **3%** aged 65-84
- **20%** aged 85+



# Challenges to Healthy Aging

---



- Costs
  - Physical and cognitive function
  - Geography
  - Family
- Fragmented systems
- Ageism – rights of autonomy, right to live at risk





# Costs of Aging

- Median seniors income is **\$32,990**
  - **25%** of seniors live on less than **\$22,000**
- **Extended health:**
  - eyeglasses
  - hearing aids
  - mobility aids
  - dental care
  - medications
  - supplies
- **Help at home**
  - personal care (home support)
  - home maintenance
- **Assisted living**
- **Long-term care**





# Cost of Home Support vs. Long-Term Care

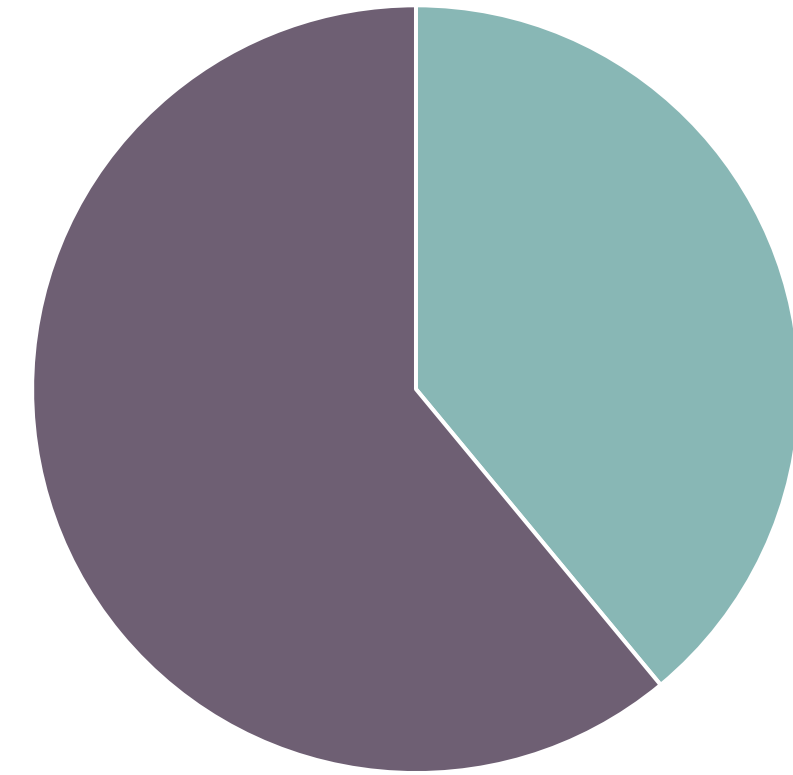
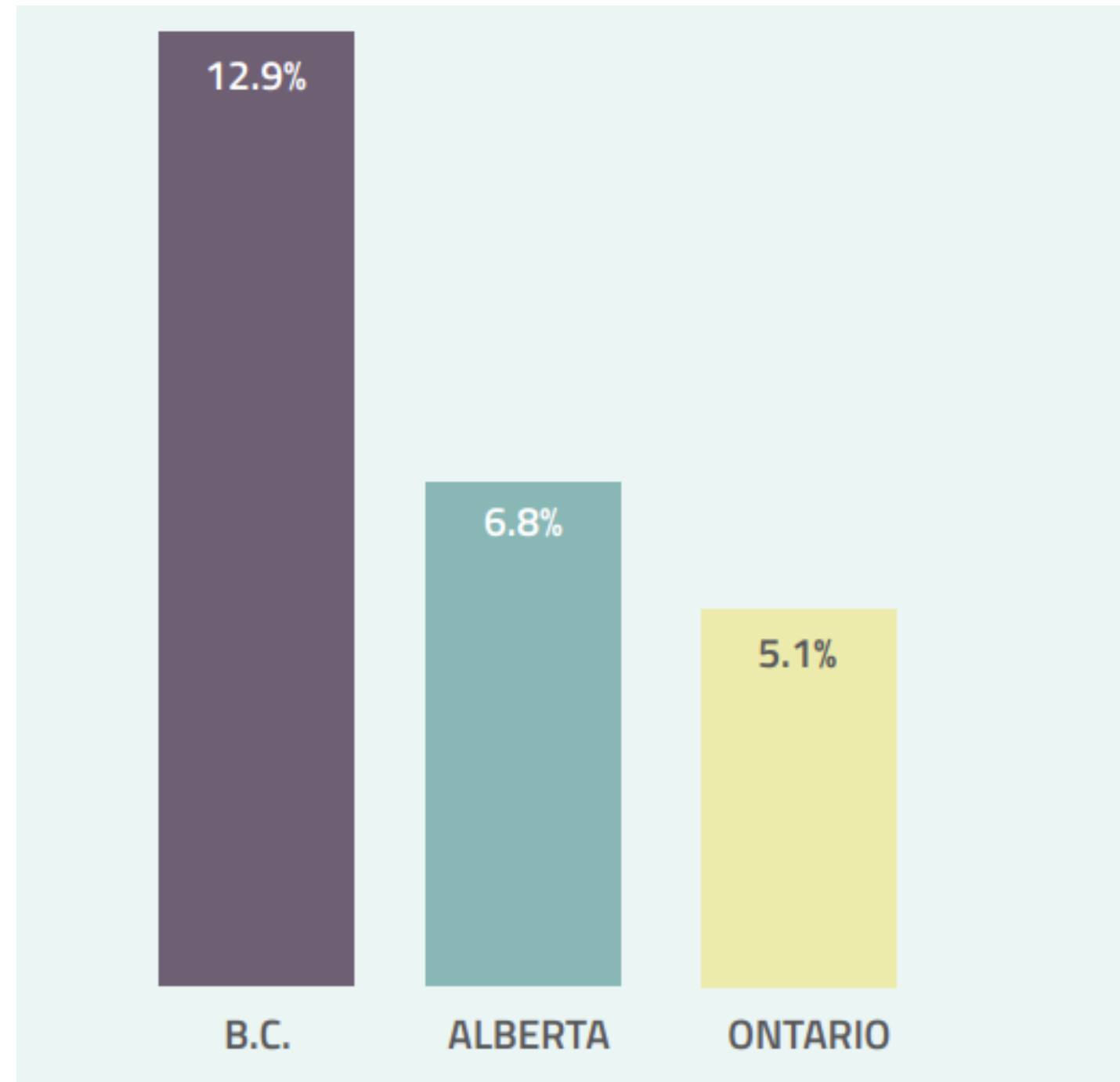
## Cost to a Single Senior for Home Support vs. Long-term Care

	\$29,000	
	HOME	LTC
AFTER TAX INCOME	\$27,900	\$27,900
EXPENSES		
HOUSING	\$17,200	\$22,300
FOOD	\$5,200	\$0
HEALTH EXPENSES	\$3,100	\$2,000
HOME SUPPORT	\$8,900	\$0
CLOTHING / PERSONAL COSTS	\$3,400	\$1,200
TELECOMMUNICATIONS	\$1,800	\$400
TOTAL EXPENSES	\$39,600	\$25,900
REMAINING INCOME	-\$11,700	\$2,000
ANNUAL COST SAVINGS OF LONG-TERM CARE VS. HOME SUPPORT		\$13,700



# Premature Admission to Long-Term Care

New Long-Term Care Residents who Potentially have been Cared for at Home, 2021



**61%**

of B.C. seniors admitted to a long-term care facility received **NO** home support **90 days** prior to admission.



# Services Delivered: Clients and Hours

## Number of Home Support Clients and Hours (65+)

	2017/18	2021/22	% CHANGE IN 5 YEARS
<b>NUMBER OF CLIENTS</b>	38,430	40,681	6%
<b>NUMBER OF HOURS</b>	8,464,660	8,905,652	5%
<b>AVERAGE HOURS PER CLIENT</b>	220	219	-0.6%
<b>CLIENT RATE PER 1,000 TARGET POPULATION (75+)</b>	86	77	-10%

**6%↑**

increase in  
clients over  
5 years

**5%↑**

increase in  
in hours  
over 5 years





# Fragmented Services

- Many different services to coordinate
- Linkage and family physician weak
- Discharge planning from hospital

## Family Caregivers

- Lack of support in:
  - Training
  - Respite
  - Financial supports










# Contact

Toll-free: **1-877-952-3181**

In Victoria: **250-952-3181**

Monday to Friday: 8:30am–4:30pm

[www.seniorsadvocatebc.ca](http://www.seniorsadvocatebc.ca)

 [info@seniorsadvocatebc.ca](mailto:info@seniorsadvocatebc.ca)  
 [facebook.com/SeniorsAdvocateBC](https://facebook.com/SeniorsAdvocateBC)  
 [@SrsAdvocateBC](https://twitter.com/SrsAdvocateBC)



OFFICE OF THE  
**SENIORS** ADVOCATE  
BRITISH COLUMBIA